


Name: _____



First Grade Homework Room 6 & 18

Week of: November 11, 2013

Return on: November 15, 2013

* The spelling test is on Friday, Nov. 15.

Instructions:

1. Read daily for at least 15 minutes and complete the attached reading log. Work on the other attached worksheets. Complete at least one math, one Language Arts, and one Chinese page each day.
2. Please have an adult check your work, and have them help you correct any errors.
3. Turn in completed packet on **Friday**.

My child has completed all of the assigned homework and we have reviewed it together.

Parent Signature: _____

*Room 6 :

English spelling test: Every Friday

Chinese word test: Every Monday

No school Monday, Nov. 11, 2013.

First Grade Spelling Words
Theme 2 Week 4



1. run
2. fun
3. nut
4. cut
5. bug
6. rug
7. grass
8. spin
9. could
10. one


Challenge words:
lunch skunk




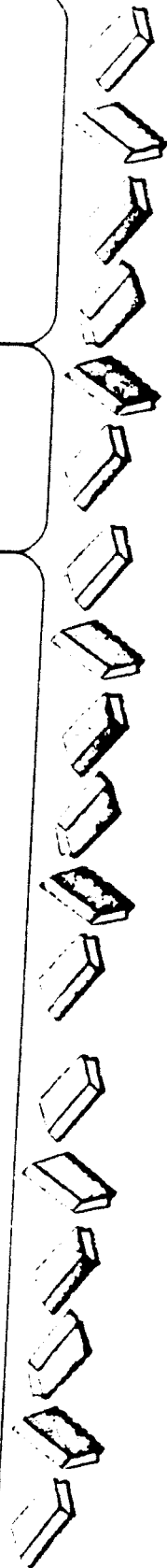
Reading Log

One upon a time

Please read with your child for 15 minutes each day



Day	Book Title	Minutes	Adult Signature
Saturday	 My Friend Rabbit	15	
Monday	Book Title	Minutes	Adult Signature
Tuesday	Book Title	Minutes	Adult Signature
Wednesday	Book Title	Minutes	Adult Signature
Thursday	Book Title	Minutes	Adult Signature



Spelling Homework

Write your spelling words three times each.

1. _____
2. _____
3. _____
4. _____
5. _____
6. _____
7. _____
8. _____
9. _____
10. _____

Write your spelling words in ABC order:

_____, _____, _____

_____, _____, _____

_____, _____, _____

Name _____

As I read, I will pay attention to questions in the passage.

Crab said to Clam, "You are like me.
08 I have a shell and you have a shell."
17 Clam said, "Yes, and we both live near the
26 sea."
27 Crab said, "I have many strong legs.
34 I run very fast. Can you run, too?"
42 "No," said Clam. "I am slow. I do not have
52 legs. But I have one foot.
58 I use it to scoop up sand.
65 I eat plants," said Clam. "What do you eat?"
74 "I eat clams! I scrape them from their shells,"
83 said Crab.
85 "Bye!" yelled Clam. 88

Please practice reading this fluency passage daily. The goal is to be able to read it smoothly without errors. If it is difficult, master a sentence a day. If it has become easy, just read it once through and then read a book of your choice. This can help count toward the 15 minutes of reading each day.

My child has read this passage each day.

Parent signature _____



Name _____

Phonics:
r-Blends, s-Blends

Read the words in the box. Circle the letters tr, cr, br, sn, st, or sw. Write the picture names.

crib

snap

swing

track

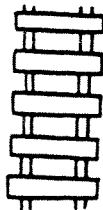
stamp

crab


bricks

trap


1.



2.




3.



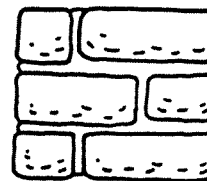
4.



5.



6.



Name _____

Circle yes or no to answer the question.

1. Can you live in a sock? yes no
2. Can you have many pals? yes no
3. Is a cup a place? yes no
4. Can you go out in a cup? yes no
5. Can you have many hats? yes no
6. Can you live in a tub? yes no
7. Is a wig a place? yes no
8. Make up your own silly question with one of these words:
live, place, many, or out.

Name _____

Some plural nouns do not end with **-s** or **-es**.
These nouns use a new word to name more than one.


A. Say the nouns and their plurals.

child

children

man

men





goose

geese

mouse

mice



foot

feet



B. Circle the plural or plurals in each group.

1. mouse

man

geese

2. men

foot

child

3. goose

children

feet

4. man

child

mice

Name _____

Look at each set of words.

One word in each set is spelled correctly.


Use a pencil to fill in the circle in front of that word.

Sample A is done for you.

Sample A:

- | | | |
|------------------------------------|-----------------------------------|-----------------------------------|
| <input type="radio"/> A. mena | 1. <input type="radio"/> A. psin | 2. <input type="radio"/> A. rtap |
| <input type="radio"/> B. men | <input type="radio"/> B. spinn | <input type="radio"/> B. trapp |
| <input type="radio"/> C. menn | <input type="radio"/> C. spin | <input type="radio"/> C. trap |
| 3. <input type="radio"/> A. branch | 4. <input type="radio"/> A. spill | 5. <input type="radio"/> A. trip |
| <input type="radio"/> B. branh | <input type="radio"/> B. spil | <input type="radio"/> B. tripp |
| <input type="radio"/> C. rbranch | <input type="radio"/> C. psill | <input type="radio"/> C. rtip |
| 6. <input type="radio"/> A. grass | 7. <input type="radio"/> A. rgab | 8. <input type="radio"/> A. stamp |
| <input type="radio"/> B. gras | <input type="radio"/> B. grabb | <input type="radio"/> B. stamp |
| <input type="radio"/> C. rgass | <input type="radio"/> C. grab | <input type="radio"/> C. tsamp |

Name _____

A. Look at the pictures and read the story.

The animals live on a farm.

The hen has a nest.

Two eggs are in the nest.

The frogs hop to the nest.

The hen plays with the frogs.

The ducks look at the frogs.

The ducks like the pond.

B. Write the sentence that tells the main idea.


Write one sentence that gives a detail about the story.

Name _____

Grammar:
Irregular Plural Nouns

Remember that some nouns use new words to name more than one. Begin every sentence with a capital letter. End an exclamation with an exclamation point.

Write C if a sentence is correct.
If a sentence is not correct, circle the mistakes.



1. Don't go in there!
2. the geese will not like it.
3. that goose is very mad now?
4. Childs, get out quick.
5. She can peck with her bill!

Name _____

A **dictionary** gives the meaning of words.

cash money

champ someone who wins

path a track or trail for walking

think to use your mind

A. Answer each riddle with a word from the dictionary.

1. You use this to buy things.

2. Walk on this when you take a hike.

3. You do this to answer a riddle.

4. The winner of a tennis match.

B. Write a sentence using a word from the dictionary.

5. _____

Name _____

Reteaching

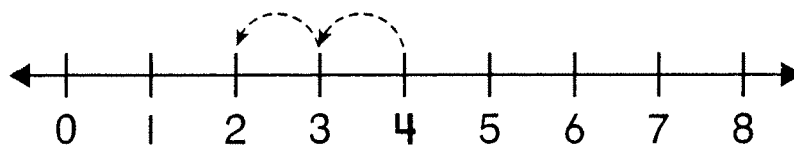
7-1

Subtracting with 0, 1, and 2

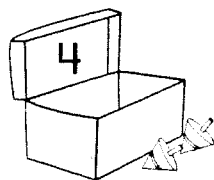
You can count back to subtract 0, 1, or 2.

Remember when
you subtract 2, think
"2 less than."

$4 - 2 = \underline{\quad}$



Start at 4.



Count back 2.


3, 2

Write the number.

$4 - 2 = \underline{2}$

Count back to subtract 0, 1, or 2.

Use a number line if you like.




Count back 2.

5, 4

Write the number.

$6 - 2 = \underline{\quad}$




Count back 1.

8

Write the number.

$9 - 1 = \underline{\quad}$



Count back 0.

10

Write the number.

$10 - 0 = \underline{\quad}$

Name _____


Practice

7-1

Subtracting with 0, 1, 2

Count back to subtract. Use counters if you like.

1.



$$\begin{array}{r} 7 \\ -1 \\ \hline 6 \end{array}$$

Start at 7.
Count back 1.

2.

$$\begin{array}{r} 11 \\ -2 \\ \hline \end{array}$$

$$\begin{array}{r} 6 \\ -1 \\ \hline \end{array}$$

$$\begin{array}{r} 1 \\ -1 \\ \hline \end{array}$$

$$\begin{array}{r} 7 \\ -0 \\ \hline \end{array}$$

$$\begin{array}{r} 3 \\ -2 \\ \hline \end{array}$$

$$\begin{array}{r} 12 \\ -1 \\ \hline \end{array}$$

3.

$$\begin{array}{r} 5 \\ -1 \\ \hline \end{array}$$

$$\begin{array}{r} 10 \\ -2 \\ \hline \end{array}$$

$$\begin{array}{r} 9 \\ -1 \\ \hline \end{array}$$

$$\begin{array}{r} 3 \\ -1 \\ \hline \end{array}$$

$$\begin{array}{r} 6 \\ -2 \\ \hline \end{array}$$

$$\begin{array}{r} 10 \\ -1 \\ \hline \end{array}$$

4.

$$\begin{array}{r} 2 \\ -1 \\ \hline \end{array}$$

$$\begin{array}{r} 4 \\ -0 \\ \hline \end{array}$$

$$\begin{array}{r} 12 \\ -2 \\ \hline \end{array}$$

$$\begin{array}{r} 8 \\ -2 \\ \hline \end{array}$$

$$\begin{array}{r} 11 \\ -1 \\ \hline \end{array}$$

$$\begin{array}{r} 9 \\ -2 \\ \hline \end{array}$$

Algebra

5. 3 cats are asleep in a basket.
If no cats wake up, which tells how many are asleep?

☐ 0

☐ 2

☐ 1

☐ 3

Journal

6. Draw a picture that shows 2 less than.
Write a subtraction sentence for your picture.

_____ - _____ = _____

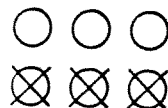
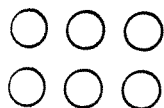
Name _____

Reteaching

7-2

Thinking Addition with Doubles

Doubles help you to subtract.



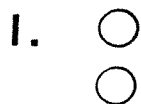
Think:

$$3 + 3 = \underline{6} \text{ so}$$

$$6 - 3 = \underline{3}$$

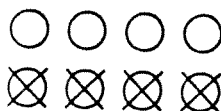
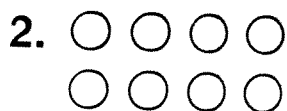
Add the doubles.

Then use the doubles to help you subtract.



$$1 + 1 = \underline{2} \text{ so}$$

$$2 - 1 = \underline{\quad}$$



$$4 + 4 = \underline{\quad} \text{ so}$$


$$8 - 4 = \underline{\quad}$$

Visual Thinking

Complete the addition and subtraction sentences.

3. $2 + 2 = \underline{\quad}$

$$4 - 2 = \underline{\quad}$$



Name _____

Practice

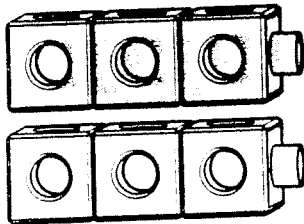
7-2

Thinking Addition with Doubles

Add the doubles.

Then use the doubles to help you subtract.

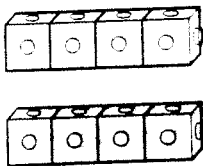
1.



$$\begin{array}{r} 3 \\ + 3 \\ \hline 6 \end{array} \quad \begin{array}{r} 6 \\ - 3 \\ \hline 3 \end{array}$$

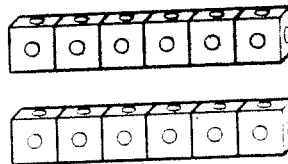
If $3 + 3 = 6$,
then $6 - 3 = 3$.

2.



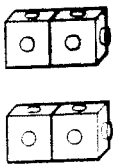
$$\begin{array}{r} 4 \\ + 4 \\ \hline 8 \end{array} \quad \begin{array}{r} 8 \\ - 4 \\ \hline 4 \end{array}$$

3.



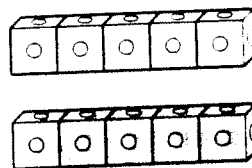
$$\begin{array}{r} 6 \\ + 6 \\ \hline 12 \end{array} \quad \begin{array}{r} 12 \\ - 6 \\ \hline 6 \end{array}$$

4.



$$\begin{array}{r} 2 \\ + 2 \\ \hline 4 \end{array} \quad \begin{array}{r} 4 \\ - 2 \\ \hline 2 \end{array}$$

5.



$$\begin{array}{r} 5 \\ + 5 \\ \hline 10 \end{array} \quad \begin{array}{r} 10 \\ - 5 \\ \hline 5 \end{array}$$

Number Sense

6. Mark the double that will help you subtract.

$8 - 4 = \underline{\hspace{2cm}}$


☐ $3 + 3$

☐ $5 + 5$

☐ $4 + 4$

☐ $8 + 8$

8



姓名 _____

你

你

我

我

名

名

字

字

几

几

name

how many

how much

姓名 _____

year (

岁

year

岁

this (

这

这

that (

那

那

he (

他

他

she (

她

她

grass

spin

could

one

lunch

skunk

u

run

fun

nut

cut

bug

rug

u